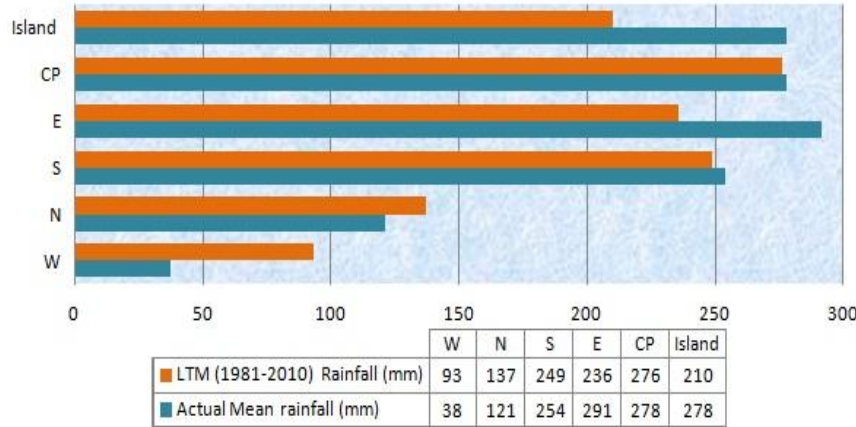


Mauritius Meteorological Services

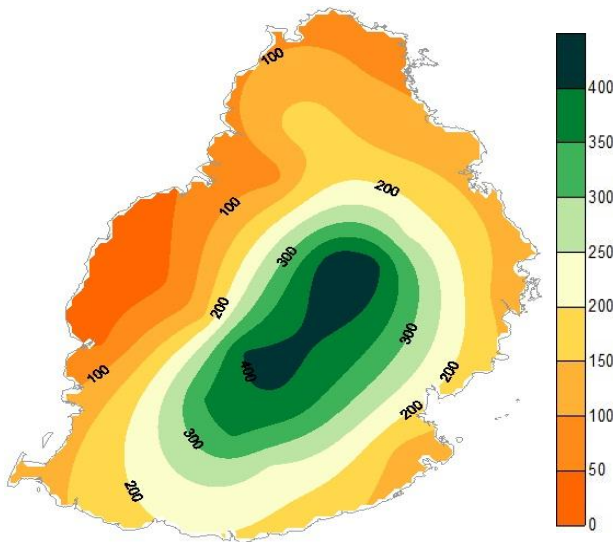
Mean Rainfall for 1-15 April 2018

Mauritius

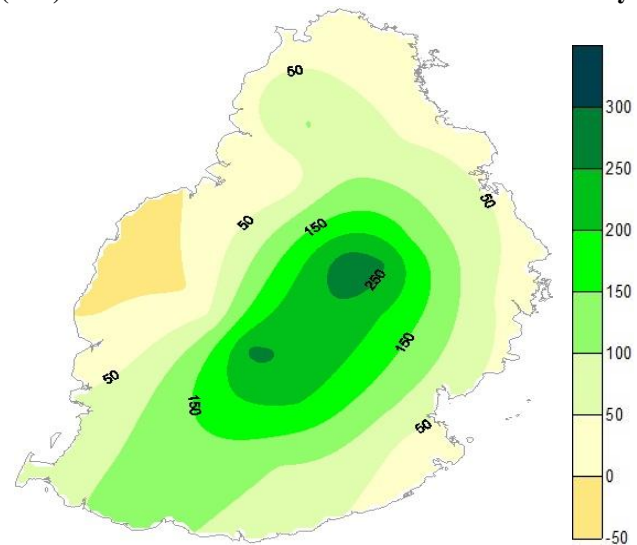
Most region of the island recorded normal to above normal rainfall during the first fortnight of April 18, except over some regions to the West. Some station located over the Central Plateau recorded over 200mm of excess rainfall when compared to the LTM for the first fortnight. This first 15 days of rainfall already contributed to 95% of the monthly rainfall



Observed Rainfall (mm)



Rainfall Anomaly (mm)



Outer Islands

Amount (mm)

	Stations	Actual Mean Rainfall	LTM Rainfall	% of LTM
Rodrigues	Pointe Canon	270	138	201
	Plaine Corail	290	116	250
	Citronelle	323	206	157
	Agalega	55	159	35
	St Brandon	52	110	47

Mean rainfall over Rodrigues during this first fortnight was almost twice the LTM rainfall for the month.

Drier conditions prevailed over Agalega during this first fortnight and St Brand recorded almost half of the monthly rainfall¹.

¹Rainfall anomaly compared to the monthly long term mean.

Ram Dhurmea

For Director

19 April 2018