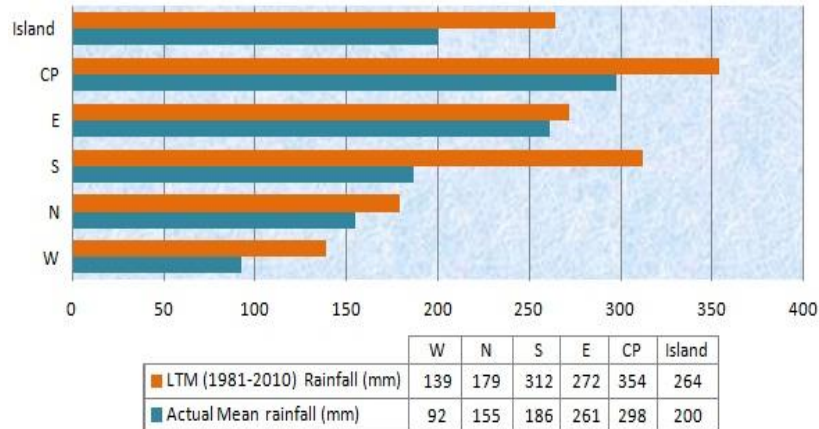


Mauritius Meteorological Services

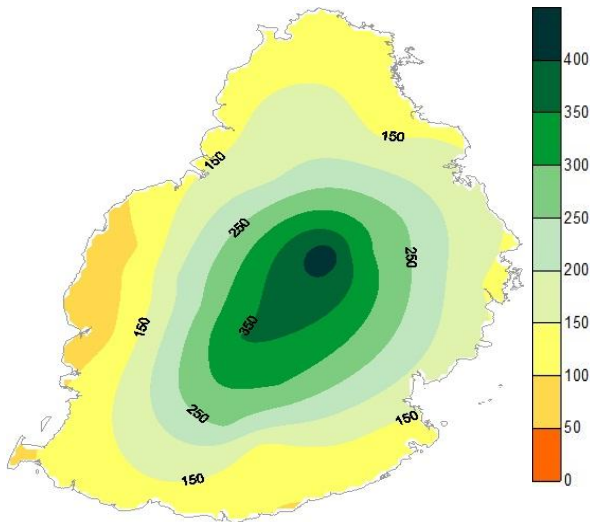
Mean Rainfall for 01-15 March 2018

Mauritius

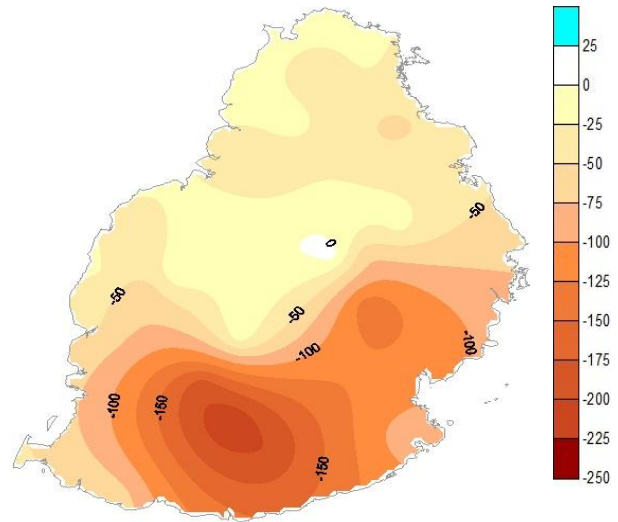
Rainfall recorded during the first fortnight has already contributed to three quarter of the rainfall for the month¹. To the North, the East and over the Central Plateau over 85% of the monthly rainfall has been recorded. With further rainfall expected during the second half of the month, March 2018 is likely to receive slightly above normal mean rainfall over the island.



Observed Rainfall (mm)



² Rainfall Anomaly (mm)



Outer Islands

Amount (mm)				
Stations	Actual Mean Rainfall(1-15)	LTM Rainfall	% of LTM	
Rodrigues	Pointe Canon	88	133	66
	Plaine Corail	101	135	75
	Citronelle	141	186	76
	Agalega	384	169	227
	St Brandon	166	130	128

Rodrigues has recorded about 72% of its mean monthly rainfall.

Well above normal rainfall already recorded at Agalega.

Slightly above normal rainfall already recorded at St Brandon.

¹Rainfall analysis is based on 23 Stations over Mauritius.

²Rainfall anomaly computed against the **Monthly** mean rainfall.

Ram Dhurmea

For Acting Director

20 March 2018