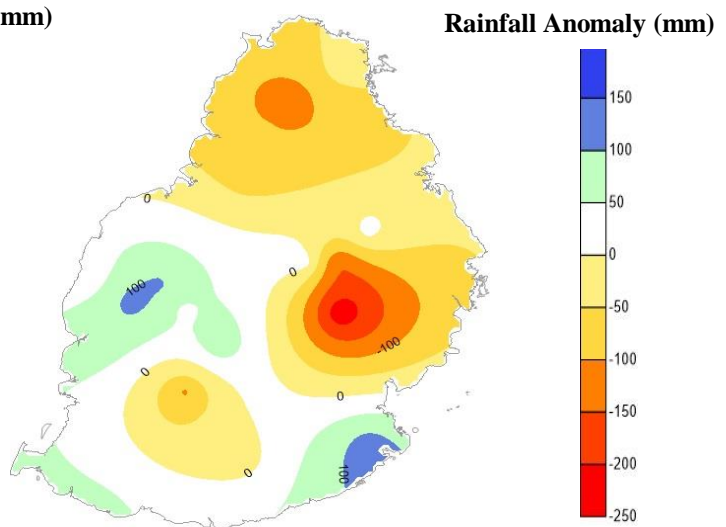
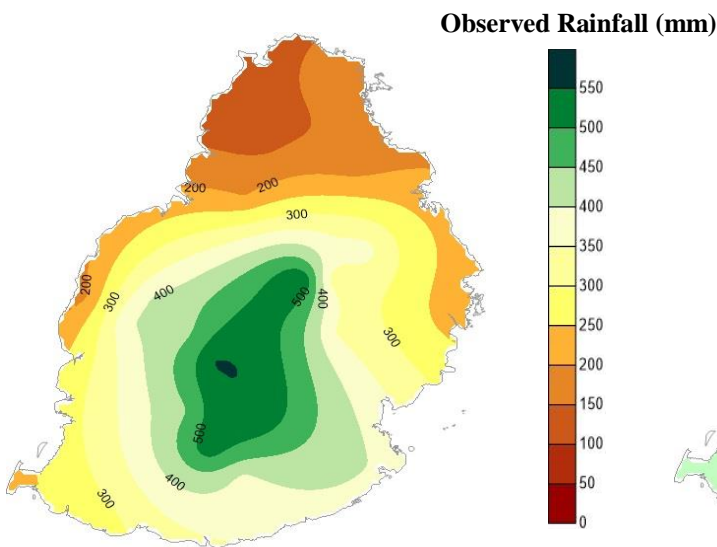
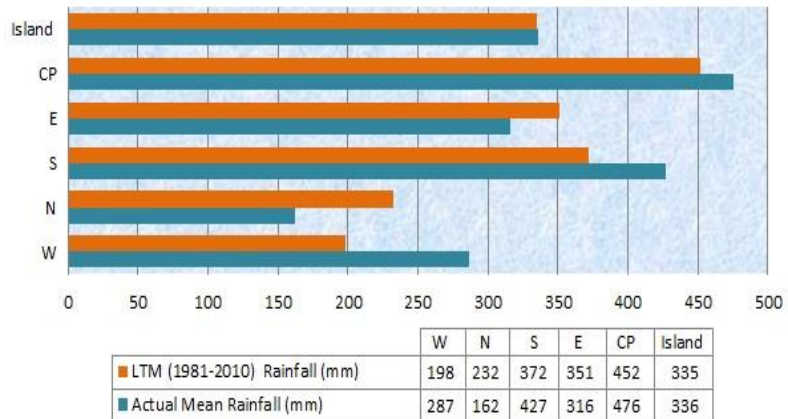


Mauritius Meteorological Services

Mean Rainfall for 01-28 Feb 2018

Mauritius

Normal rainfall was recorded during February 2018¹. The month was rather marked with short duration heavy localised rainfall. These were associated with convective cloud built up during the day, particularly observed to the West and Southeastern part of the island. This explains their positive rainfall anomalies the rainfall. Deficient rainfall was observed to the East and the North amounting to about 200 mm 100mm respectively.



Outer Islands

		Amount (mm)		
	Stations	Actual Mean Rainfall	LTM Rainfall	% of LTM
Rodrigues	Pointe Canon	148	160	92
	Plaine Corail	176	166	106
	Citronelle	192	244	79
	Agalega	220	266	83
	St Brandon	65	209	31

Rodrigues had normal rainfall though over the high grounds it was slightly deficient

Agalega received slightly below normal rainfall.

Rather dry conditions prevailed over St Brandon.

Rainfall analysis is based on 23 Stations over Mauritius.

Ram Dhurmea

For Acting Director

05 March 2018