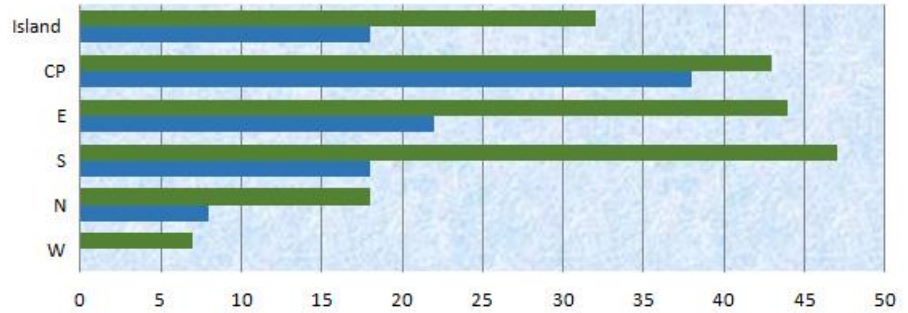


Mean Rainfall for 1-15 October 2018

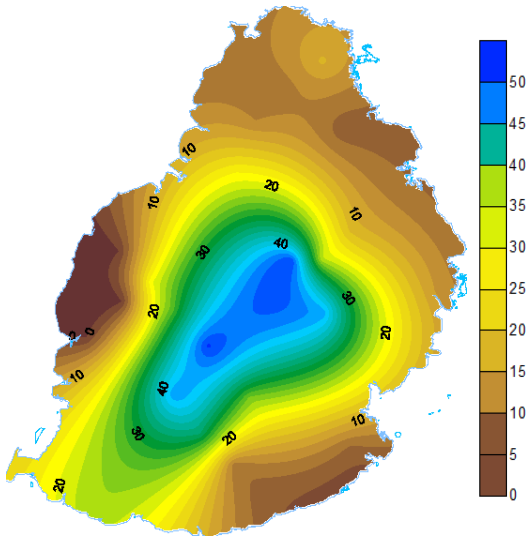
Mauritius

The first fortnight of October 2018 received an average of 18mm of rainfall over the island which represents 56 % of the long term mean for this period. All regions over the island received below normal rainfall which was over 45 mm to the south.

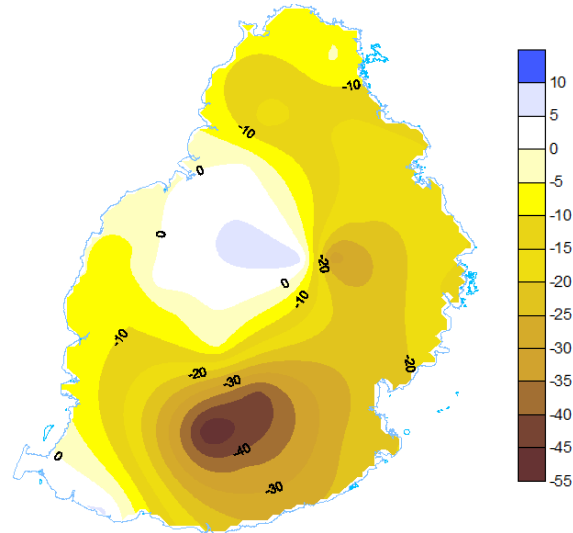


	W	N	S	E	CP	Island
October first half LTM (1981-2010) Rainfall (mm)	7	18	47	44	43	32
Actual Mean rainfall (mm)	0	8	18	22	38	18

Observed Rainfall (mm)



Rainfall Anomaly (mm)



Outer Islands

Stations	Amount (mm)			
	Actual Mean Rainfall	LTM Rainfall	% of LTM	
Rodrigues	Pointe Canon	8	21	38
	Plaine Corail	2	17	12
	Citronelle	5	46	11
	Agalega	81	32	253
	St Brandon	5	15	33

Dry conditions prevailed over Rodrigues with only 20% of the fortnightly rainfall recorded.

Well above normal rainfall was observed at Agalega.

St Brandon recorded well below normal rainfall.

Ram Dhurmea
For Director
23 October 2018