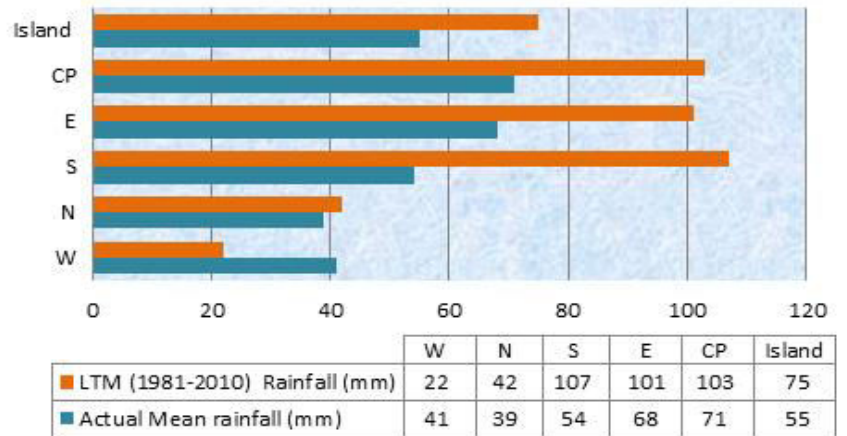


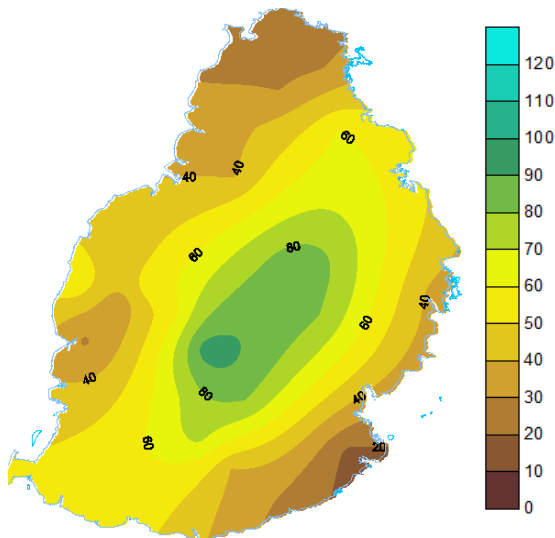
Mean Rainfall for 1-31 October 2018

Mauritius

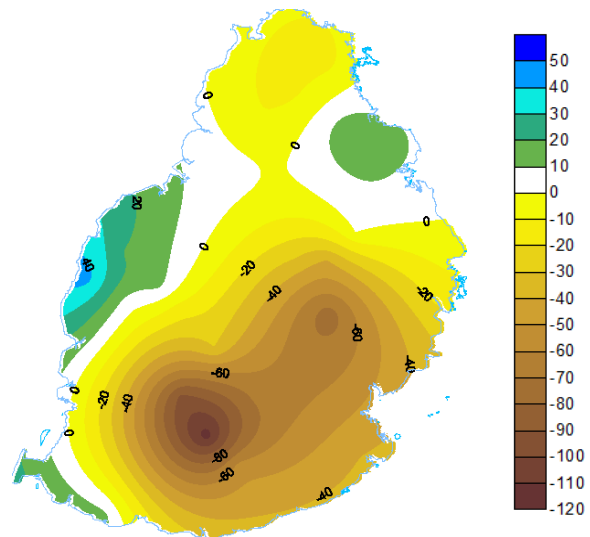
Only 73% of the normal rainfall was recorded during October 2018 with an average of 55 mm of rainfall over the island. Most regions over the island received below normal rainfall, which was over 70 mm to the South and East, except locally to the West where excessive rainfall of over 20 mm was recorded



Observed Rainfall(mm)



Rainfall Anomaly (mm)



Outer Islands

	Stations	Amount (mm)		
		Actual Mean Rainfall	LTM Rainfall	% of LTM
Rodrigues	Pointe Canon	48	43	112
	Plaine Corail	10	34	29
	Citronelle	61	84	73
	Agalega	91	88	103
	St Brandon	16	29	55

Slightly drier conditions prevailed over Rodrigues with about 70% of the monthly rainfall recorded.

Normal rainfall was observed at Agalega.

St Brandon recorded below normal rainfall.

Ram Dhurmea
For Director

06 November 2018