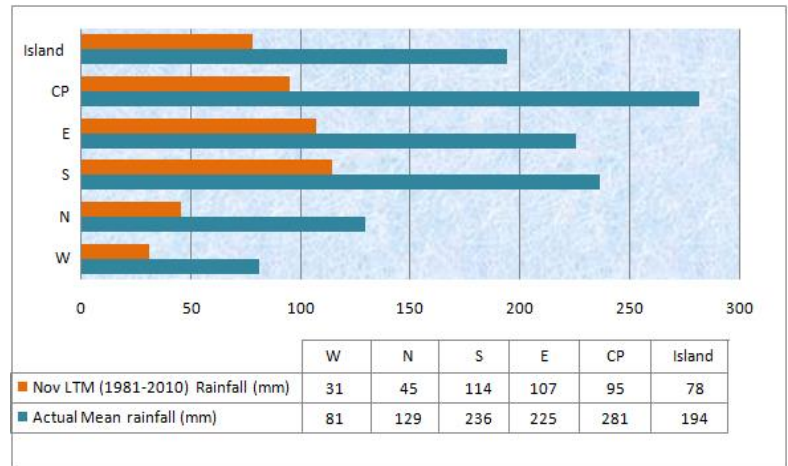


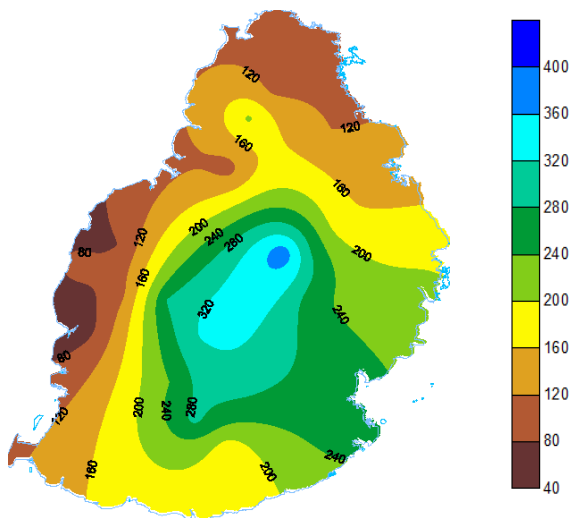
Mean Rainfall for 1-30 November 2018

Mauritius

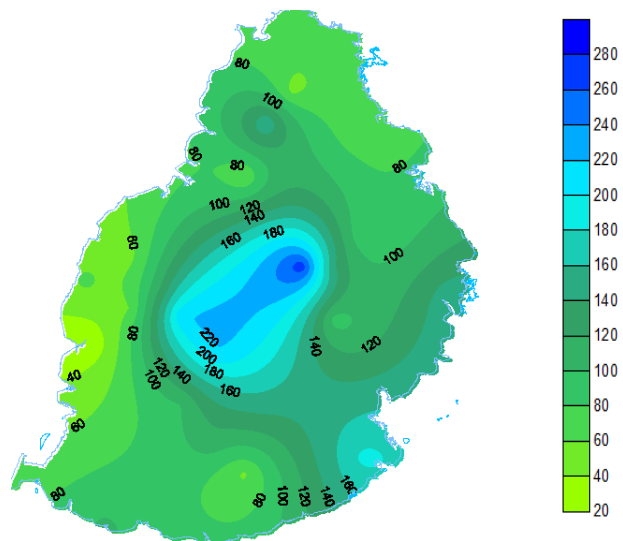
November 2018 turned out to be the second wettest November since the last 45 years. Rainfall amounted to 194 mm representing 249 % of the long-term mean. All regions received well above normal rainfall with some stations, over the Central Plateau, recording excessive rainfall of 220-270 mm.



Observed Rainfall (mm)



Rainfall Anomaly (mm)



Outer Islands

	Amount (mm)			
	Stations	Actual Mean Rainfall	LTM Rainfall	% of LTM
Rodrigues	Pointe Canon	72	64	113
	PlaineCorail	67	55	122
	Citronelle	91	110	83
	Agalega	192	112	171
	St Brandon	18	34	53

Normal rainfall was recorded over Rodrigues

Above Normal rainfall was observed at Agalega.

St Brandon recorded below normal rainfall.

Ram Dhurmea
For Director
06 December 2018