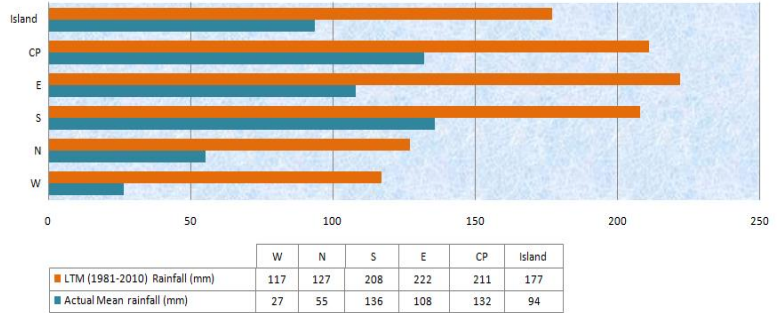


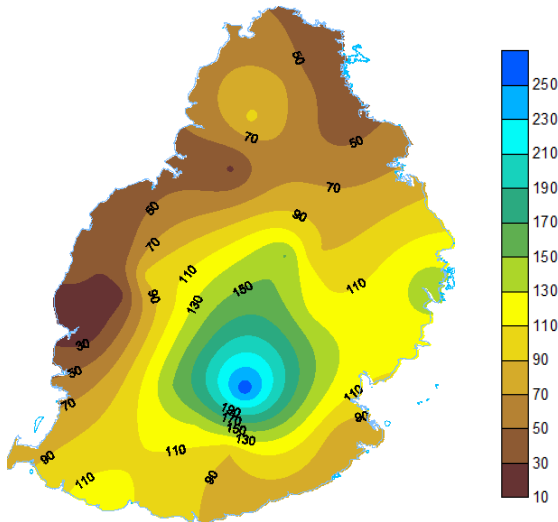
Mean Rainfall for 1-15 February 2019

Mauritius

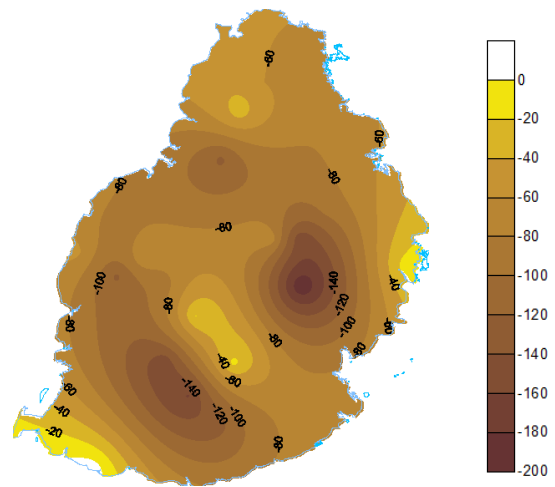
Dry conditions prevailed during the first fortnight of February 2019 with only 94 mm of rainfall, representing 27% of the long term mean for the period. All regions over the island had deficient rainfall and over the Central Plateau and to the East, it was up to 200 mm less.



Observed Rainfall(mm)



Rainfall Anomaly (mm)



Outer Islands

	Stations	Amount (mm)		
		Actual Mean Rainfall	LTM Rainfall	% of LTM
Rodrigues	Pointe Canon	73	73	100
	Plaine Corail	96	88	109
	Citronelle	107	116	92
	Agalega	170	164	104
	St Brandon	N/A	130	N/A

Normal rainfall was observed at Rodrigues and Agalega

Rainfall data not available for St. Brandon

Ram Dhurmea
For Director
15 March 2019