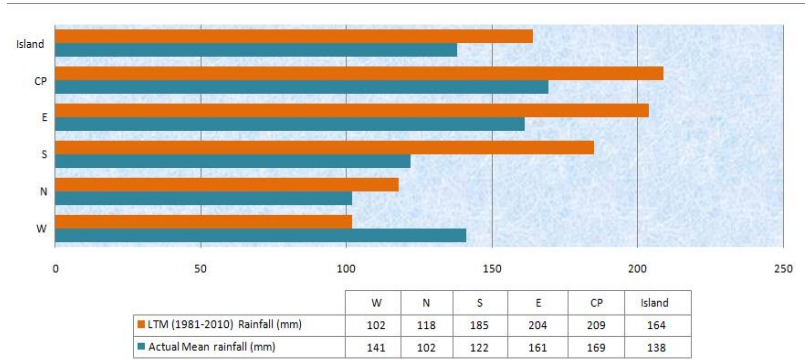


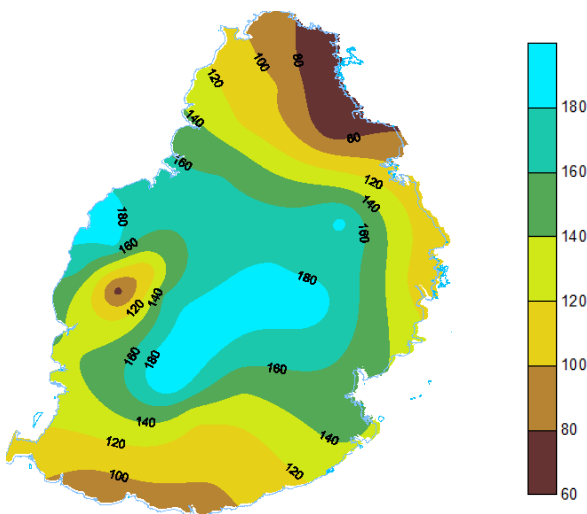
Mean Rainfall for 16-28 February 2019

Mauritius

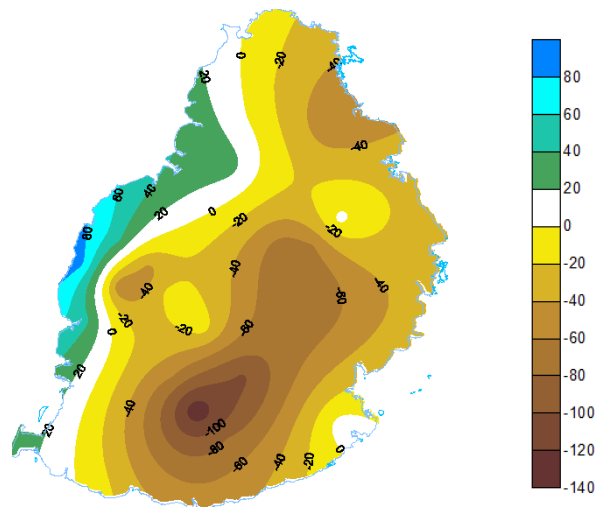
The second fortnight of February 2019 received slightly below normal rainfall amounting to 138 mm, representing 84 % of the long term mean for the period. Rainfall was deficient in almost all regions over the island, except for the extreme West. Over the Central Plateau and to the South, it was up to 140 mm less.



Observed Rainfall(mm)



Rainfall Anomaly (mm)



Outer Islands

		Amount (mm)		
	Stations	Actual Mean Rainfall	LTM Rainfall	% of LTM
Rodrigues	Pointe Canon	78	89	89
	Plaine Corail	93	89	105
	Citronelle	87	130	67
	Agalega	80	102	78
	St Brandon	8	79	10

Slightly below Normal rainfall was observed at Rodrigues

Slightly below Normal rainfall was observed at Agalega

Very dry conditions prevailed at St. Brandon

Ram Dhurmea
For Director
15 March 2019