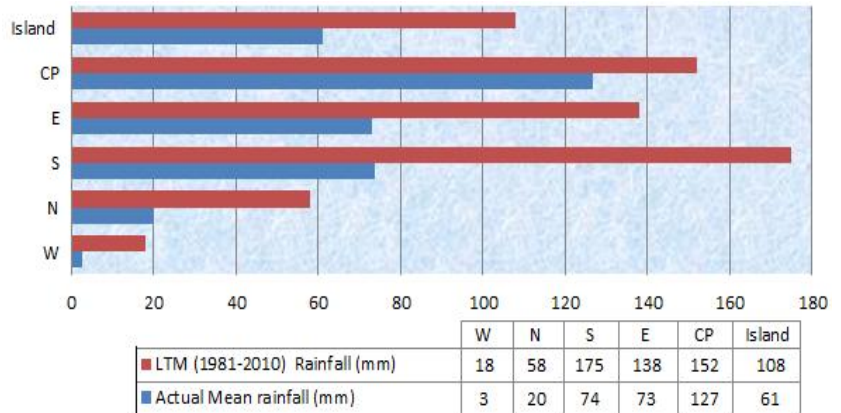


# Mauritius Meteorological Services

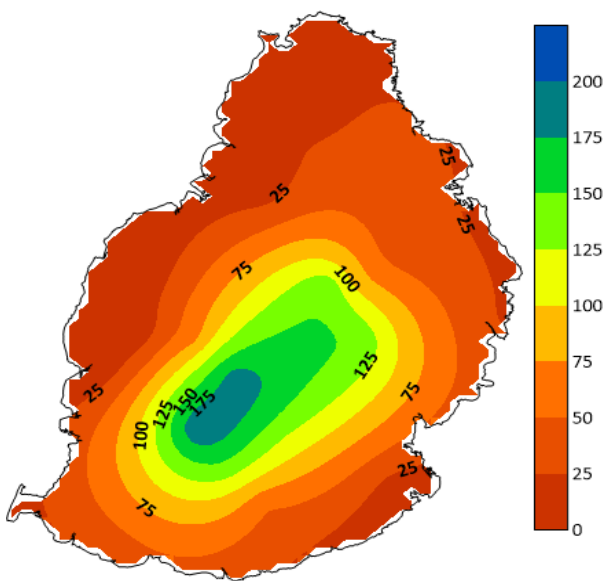
## Mean Rainfall for 1-31 August 2020

### Mauritius

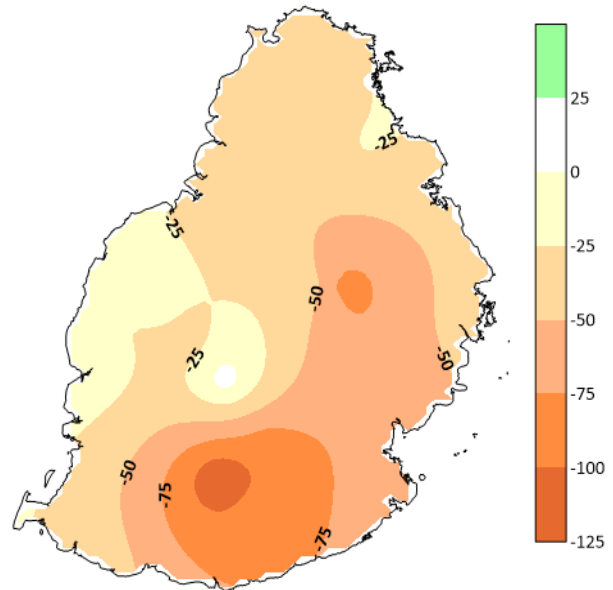
August 2020 had below normal rainfall amounting to 61mm, representing 57 % of the long term mean for the month. The Central Plateau had slightly below normal rainfall and elsewhere it was well below normal. Rainfall was locally deficient by about 125mm in the region of Bois Cheri.



Observed Rainfall (mm)



Rainfall Anomaly (mm)



### Outer Islands

	Amount (mm)			
	Stations	Actual Rainfall	LTM Rainfall	% of LTM
<b>Rodrigues</b>	Pointe Canon	32	63	51
	Plaine Corail	33	47	70
	Citronelle	61	112	55
	Agalega	100	57	175
	St Brandon	47	42	112

Rodrigues recorded below normal rainfall, St.Brandon had slightly above normal and Agalega had well above normal rainfall.

**Ram Dhurmea**

**For Director**

10 September 2020