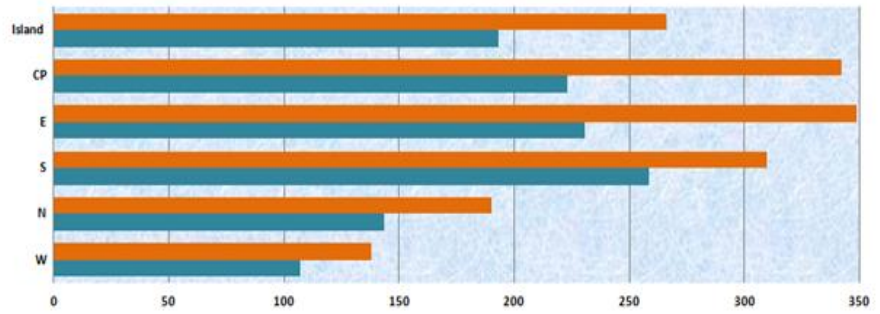


Mauritius Meteorological Services

Mean Rainfall for 1-31 March 2021

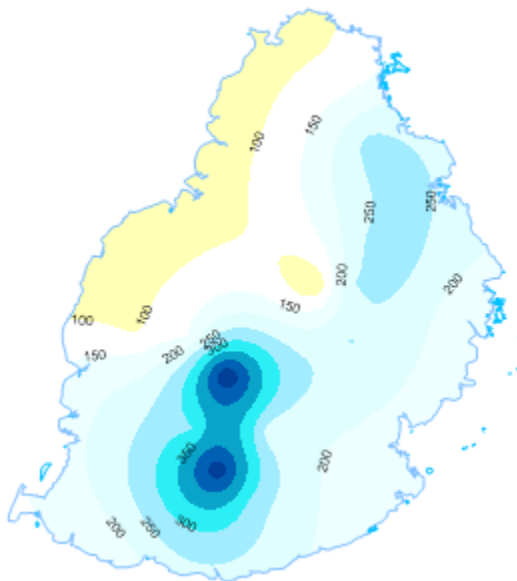
Mauritius

March 2021 had below normal rainfall with 73% of the long term mean amounting to 193mm. Most of the island was deficient in rainfall; locally deficient by about 300 mm in the regions of Montagne-Blanche to Quartier-Militaire.

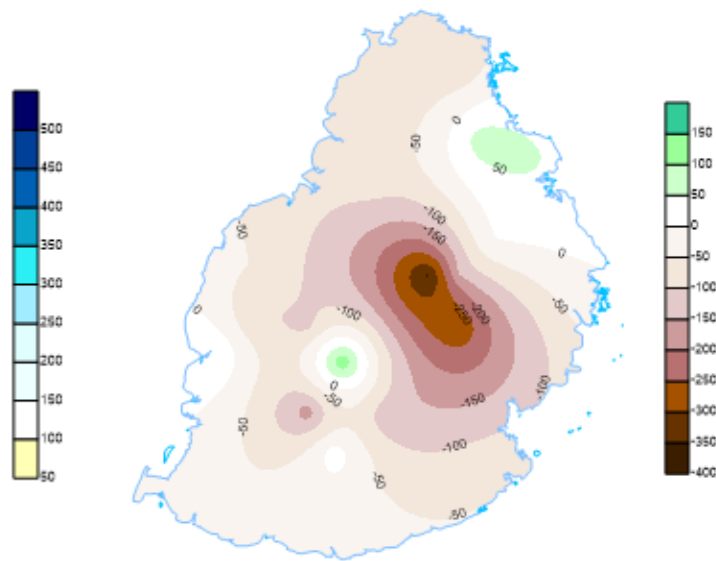


	W	N	S	E	CP	Island
LTM (1981-2010) Rainfall (mm) 1-31 March	138	190	310	349	342	266
Actual Mean rainfall (mm)	107	144	259	231	223	193

Observed Rainfall(mm)



Rainfall Anomaly (mm)



Outer Islands

		Amount (mm)		
Stations		Actual Rainfall	LTM Rainfall	% of LTM
Rodrigues	Pointe Canon	33	133	24
	Plaine Corail	30	135	22
	Citronelle	103	180	57
Agalega		114	169	67
St Brandon		107	130	82

It was very dry at Rodrigues except in the region of Citronelle.

Agalega had well below normal rainfall and at St-Brandon it was slightly below normal.

Ram Dhurmea

For Director

10 April 2021