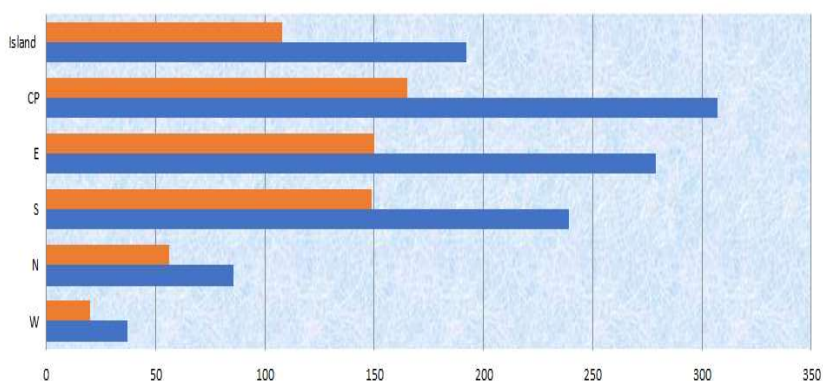


Mauritius Meteorological Services

Mean Rainfall for 1-31 August 2021

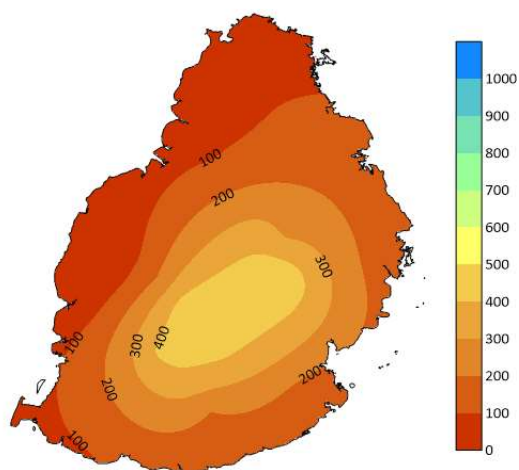
Mauritius

August 2021 turned out to be the 6th wettest on record; the wettest August since the last 25 years with 192 mm of rainfall, representing 178% of the long term mean. Rainfall was in excess of 225 and 260 mm at Sans-Souci and Mon-Bois respectively. However, it was locally deficient about 5 mm at Pamplemousses.

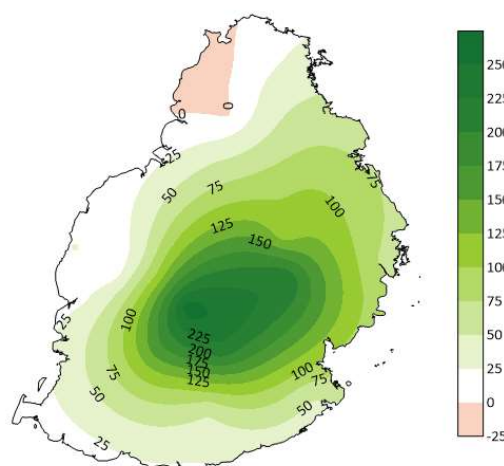


	W	N	S	E	CP	Island
LTM (1991-2020) Rainfall (mm)	20	56	149	150	165	108
Actual Mean rainfall (mm) 1-31 August 2021	37	85	239	279	307	192

Observed Rainfall (mm)



Rainfall Anomaly (mm)



Outer Islands

		Amount (mm)		
Stations		Actual Rainfall	LTM Rainfall	% of LTM
Rodrigues	Pointe Canon	157	62	253
	Plaine Corail	104	50	208
	Citronelle	231	111	208
Agalega		88	62	142
St Brandon		140	47	298

Very wet conditions prevailed at Rodrigues and St Brandon.

Well above normal rainfall was recorded at Agalega.

Ram Dhurmea

For Director

13 September 2021