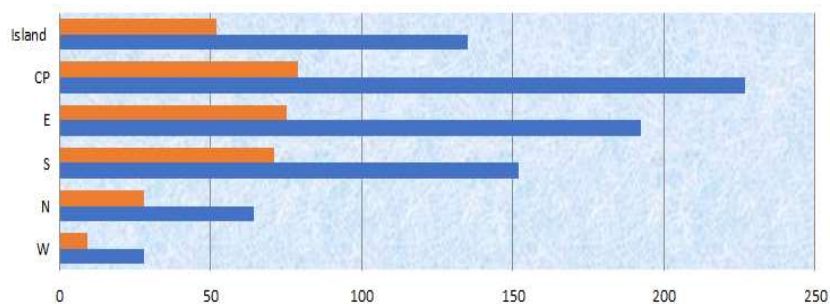


Mauritius Meteorological Services

Mean Rainfall for 16-31 August 2021

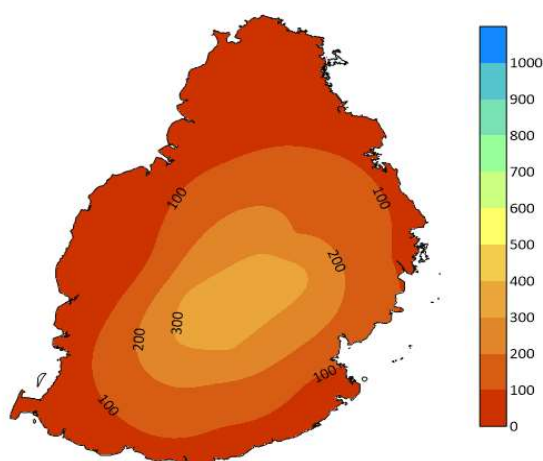
Mauritius

The second fortnight of August 2021 was very wet with 135 mm of rainfall amounting to 260% of the long-term mean. Rainfall was well above normal in all regions; with an excess of 210 and 250 mm observed at Sans-Souci and Mon-Bois respectively.

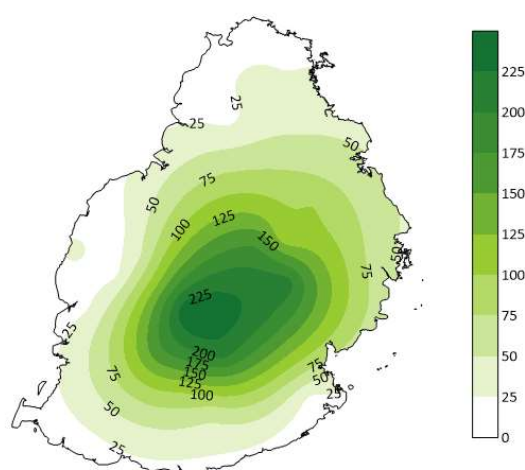


	W	N	S	E	CP	Island
2nd half LTM August (1991-2020) Rainfall (mm)	9	28	71	75	79	52
Actual Mean rainfall (mm) 2nd half Aug 2021	28	64	152	192	227	135

Observed Rainfall (mm)



Rainfall Anomaly (mm)



Outer Islands

		Amount (mm)		
Stations		Actual Rainfall	LTM Rainfall	% of LTM
Rodrigues	Pointe Canon	93	30	310
	Plaine Corail	66	25	264
	Citronelle	134	54	248
Agalega		36	33	109
St Brandon		95	25	380

Very wet conditions prevailed at Rodrigues and St. Brandon.

Rainfall was close to the normal at Agalega.

Ram Dhurmea

For Director

13 September 2021