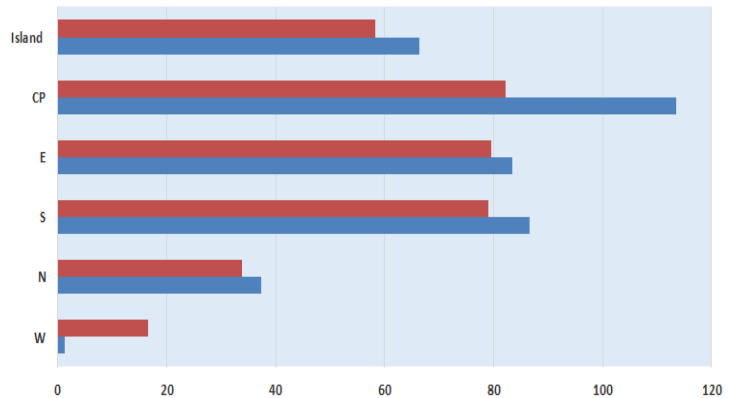


Mauritius Meteorological Services

Mean Rainfall for 1-15 July 2022

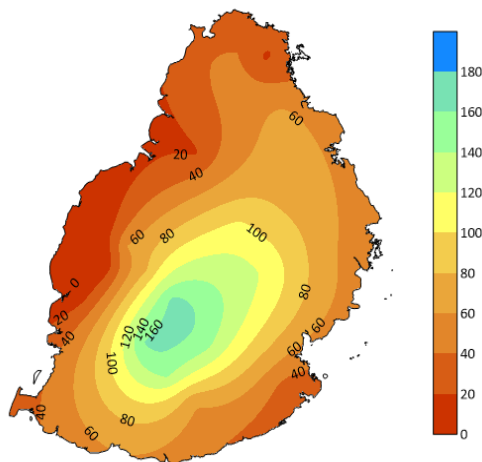
Mauritius

The first fortnight of July 2022 recorded slightly above normal rainfall amounting to 66 mm, representing 114 % of the long-term mean. Rainfall was locally in excess by 40-60 mm in the region of Union Park, Arnaud and Vacoas. However, locally in the region of Pierrefonds, Tamarin Estate and Plaisance, it was deficient by 10-20 mm.

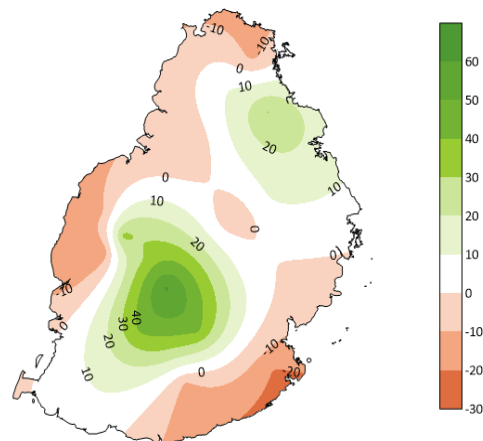


	W	N	S	E	CP	Island
■ First Half LTM (1991-2020) for July Rainfall (mm)	17	34	79	80	82	58
■ Actual Mean rainfall for 1st half July 2022 (mm)	1	37	87	83	114	66

Observed Rainfall (mm)



Rainfall Anomaly (mm)



Outer Islands

		Amount (mm)		
Stations		Actual Rainfall	LTM Rainfall	% of LTM
Rodrigues	Pointe Canon	22	33	67
	Plaine Corail	10	32	31
	Citronelle	28	51	55
Agalega		29	60	48
St Brandon		18	24	75

Well below normal rainfall was recorded over Rodrigues whereas below normal rainfall was observed over St. Brandon

Dry conditions prevailed over Agalega

Ram Dhurmea

For Acting Director

19 July 2022