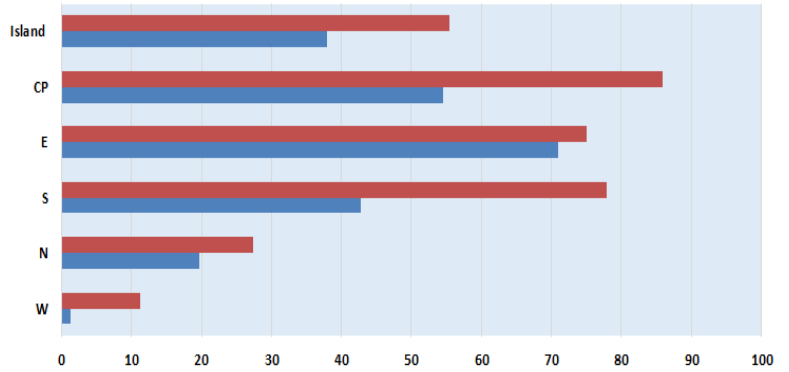


Mauritius Meteorological Services

Mean Rainfall for 1-15 August 2022

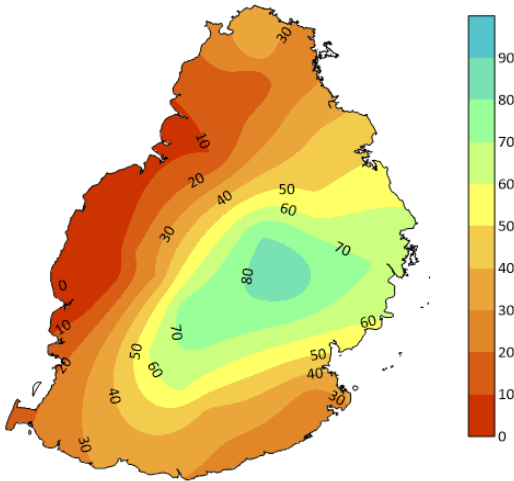
Mauritius

The first fortnight of August 2022 recorded well below normal rainfall amounting to 38 mm, representing 69 % of the long-term mean. Rainfall was deficient almost over the whole island, except locally in the East, especially in the region of Beau Champs and Mon Loisir, where it was in excess by 10-40 mm.

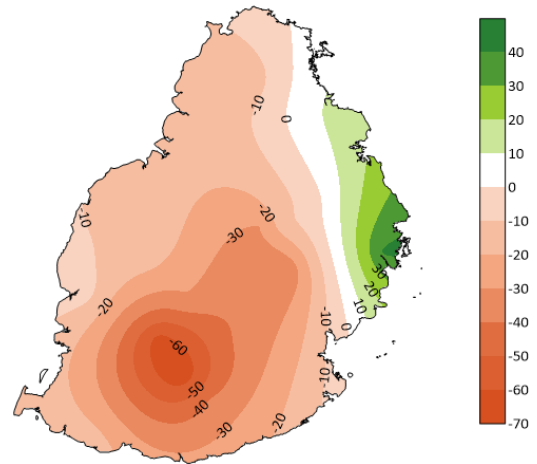


	W	N	S	E	CP	Island
■ First Half LTM (1991-2020) for August Rainfall (mm)	11	27	78	75	86	55
■ Actual Mean rainfall for 1st half August 2022 (mm)	1	20	43	71	55	38

Observed Rainfall (mm)



Rainfall Anomaly (mm)



Outer Islands

		Amount (mm)		
Stations		Actual Rainfall	LTM Rainfall	% of LTM
Rodrigues	Pointe Canon	18	33	48
	Plaine Corail	8	25	32
	Citronelle	25	57	44
Agalega		14	29	48
St Brandon		8	21	38

Dry conditions prevailed over Rodrigues, St Brandon and Agalega

Ram Dhurmea

For Acting Director

17 August 2022