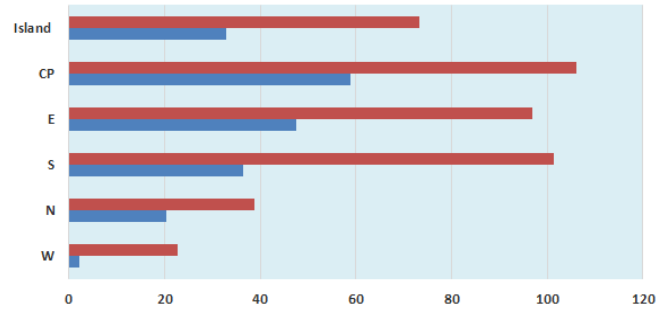


Mauritius Meteorological Services

Mean Rainfall for 1-31 October 2022

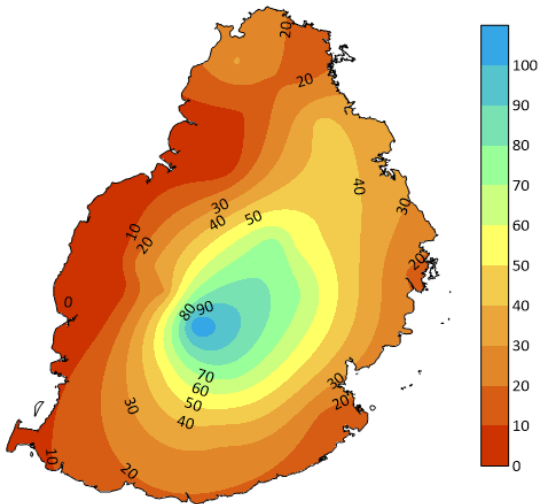
Mauritius

October 2022 was ranked as the second driest October since the last 30 years with 33 mm of rainfall, representing 45 % of the long-term mean. Rainfall was deficient almost over the whole island, especially in the region of Arnaud, Bois Cheri and Sans Souci where it was by 85-125 mm.

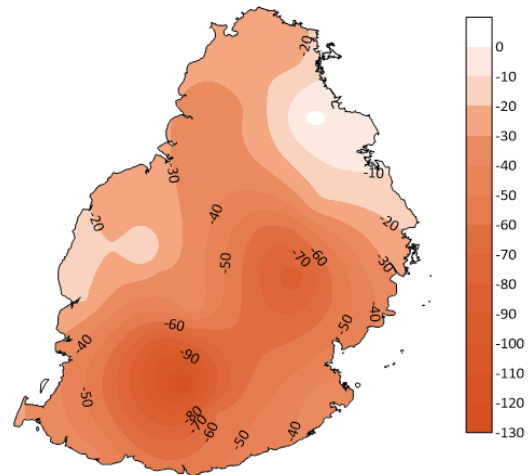


	W	N	S	E	CP	Island
LONG TERM MEAN for October 2022	23	39	101	97	106	73
Actual Mean Rainfall (mm) October 2022	2	20	36	48	59	33

Observed Rainfall (mm)



Rainfall Anomaly (mm)



Outer Islands

		Amount (mm)		
Stations		Actual Rainfall	LTM Rainfall	% of LTM
Rodrigues	Pointe Canon	34	51	67
	Plaine Corail	41	45	91
	Citronelle	59	94	63
Agalega		18	95	19
St Brandon		18	27	67

Below normal rainfall and well below normal were observed over Rodrigues and St. Brandon respectively.

Dry conditions prevailed over Agalega

Ram Dhurmea

For Acting Director

07 November 2022