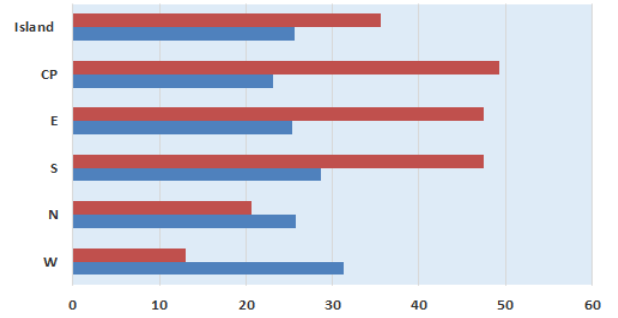


Mauritius Meteorological Services

Mean Rainfall for 1-15 November 2022

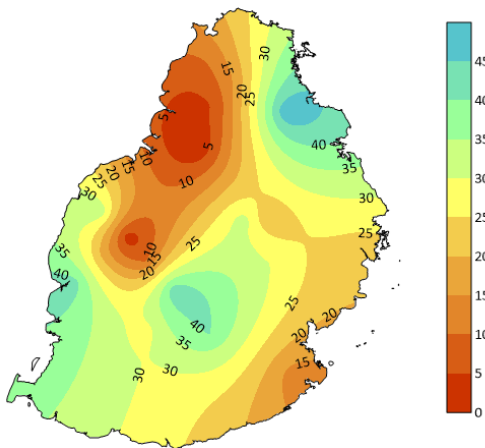
Mauritius

Below normal rainfall was recorded during the first fortnight of November 2022, amounting to 26 mm, representing 72 % of the long-term mean. Rainfall was deficient almost over the whole island, especially in the region of Arnaud, Sans Souci, Grand Providence and Bois Cheri, where the deficiency was by 35-45 mm. However, in the region of Mon Loisir, Tamarin Estate and Medine, rainfall was locally in excess by 15-35 mm.

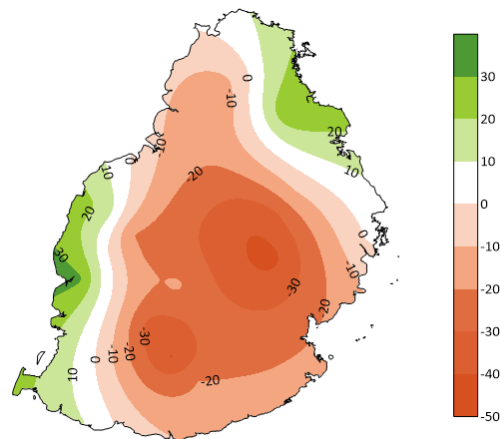


	W	N	S	E	CP	Island
■ First Half LTM (1991-2020) for November Rainfall (mm)	13	21	47	48	49	36
■ Actual Mean rainfall for 1st half November 2022 (mm)	31	26	29	25	23	26

Observed Rainfall (mm)



Rainfall Anomaly (mm)



Outer Islands

		Amount (mm)		
Stations		Actual Rainfall	LTM Rainfall	% of LTM
Rodrigues	Pointe Canon	9	25	36
	Plaine Corail	5	24	21
	Citronelle	18	44	41
Agalega		55	56	98
St Brandon		9	18	50

Dry conditions prevailed over Rodrigues and St. Brandon

Normal rainfall was recorded over Agalega

Ram Dhurmea

For Acting Director

17 November 2022