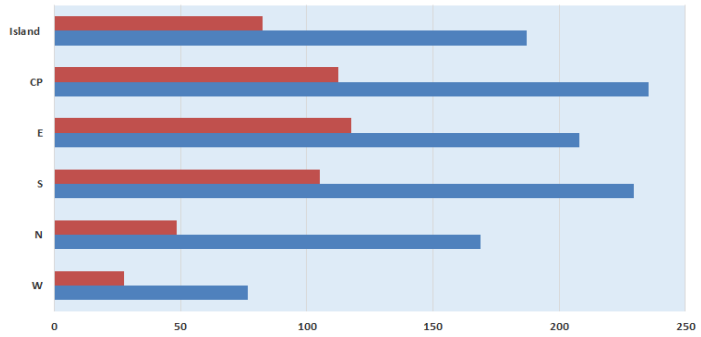


Mauritius Meteorological Services

Mean Rainfall for 1-15 May 2023

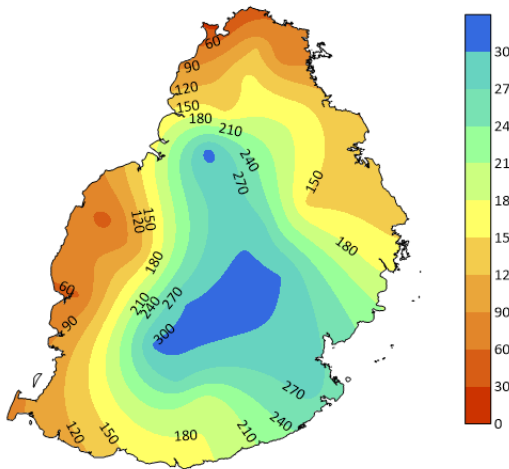
Mauritius

The first fortnight of May turned out to be very wet with 187 mm of rainfall, representing 228 % of the long-term mean. Rainfall was in excess almost over the whole island, especially in the region of Mon Loisir S. E, Plaisance and Mon Bois, where it was by 165-257 mm.

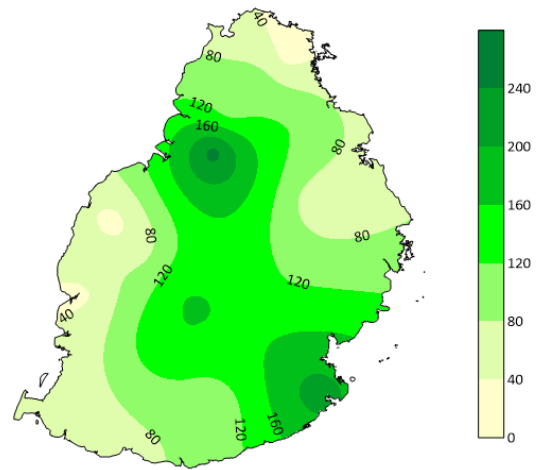


| | W | N | S | E | CP | Island |
|--|----|-----|-----|-----|-----|--------|
| ■ First Half LTM (1991-2020) for May Rainfall (mm) | 28 | 49 | 105 | 118 | 113 | 82 |
| ■ Actual Mean rainfall for 1st half May 2023 (mm) | 77 | 169 | 230 | 208 | 236 | 187 |

Observed Rainfall (mm)



Rainfall Anomaly (mm)



Outer Islands

| | | Amount (mm) | | |
|------------|---------------|-----------------|--------------|----------|
| Stations | | Actual Rainfall | LTM Rainfall | % of LTM |
| Rodrigues | Pointe Canon | 28 | 44 | 64 |
| | Plaine Corail | 64 | 40 | 160 |
| | Citronelle | 55 | 64 | 86 |
| Agalega | | 33 | 59 | 56 |
| St Brandon | | 5 | 34 | 15 |

Near Normal rainfall was recorded over Rodrigues whereas well below normal rainfall was observed over Agalaga
Very dry conditions prevailed over St. Brandon

Ram Dhurmea

For Acting Director

17 May 2023