

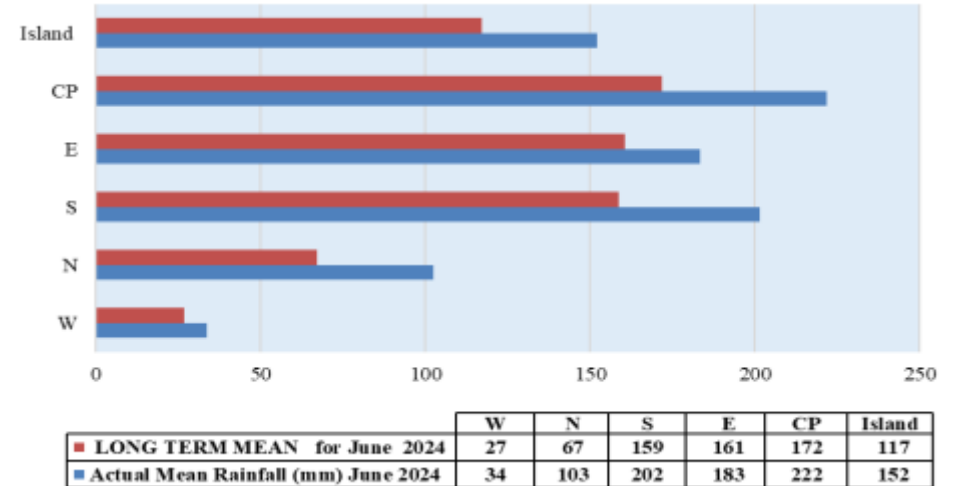
## Mauritius Meteorological Services

### Mean Rainfall for 1-30 June 2024 updated on 10 July 2024

#### Mauritius

Above normal rainfall was recorded for June 2024, amounting to 152 mm which represents 130 % of the long-term mean.

The highest mean rainfall for the month was observed over the Central Plateau of Mauritius



#### Outer Islands

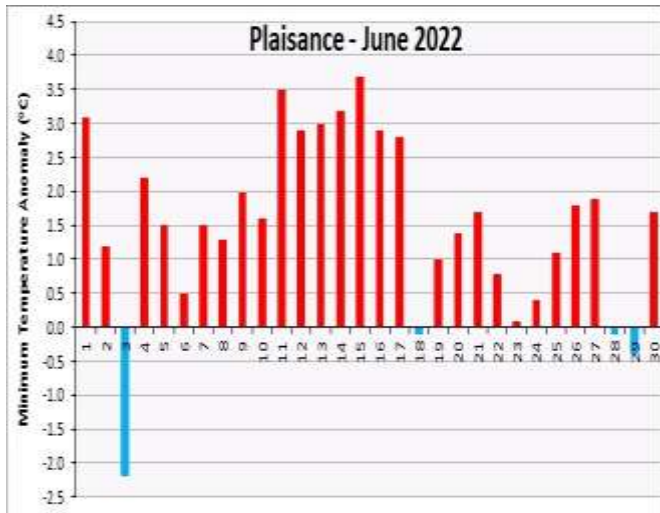
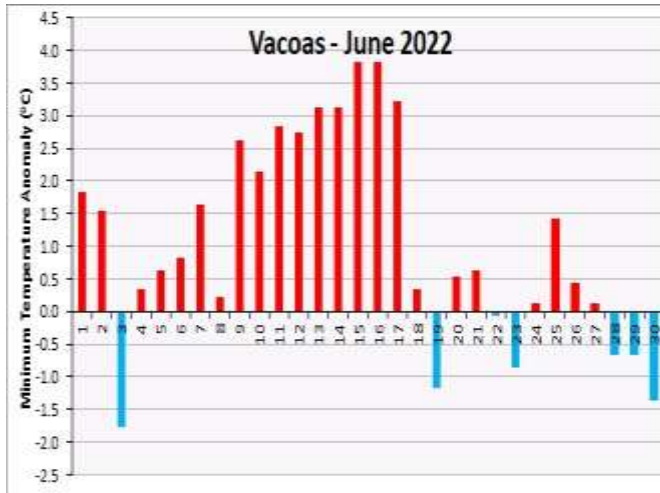
		Amount (mm)		
Stations		Actual Rainfall	LTM Rainfall	% of LTM
Rodrigues	Pointe Canon	53	73	73
	Plaine Corail	60	62	97
	Citronelle	79	118	67
Agalega		181	106	171
St Brandon		-	-	-

Well below normal rainfall was recorded over Rodrigues

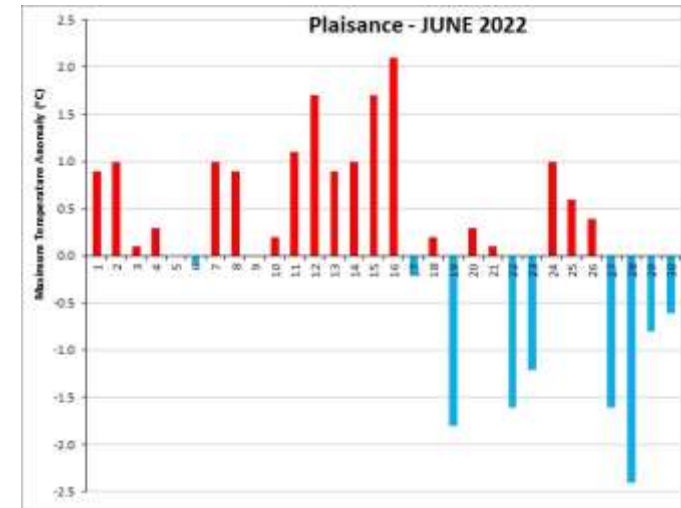
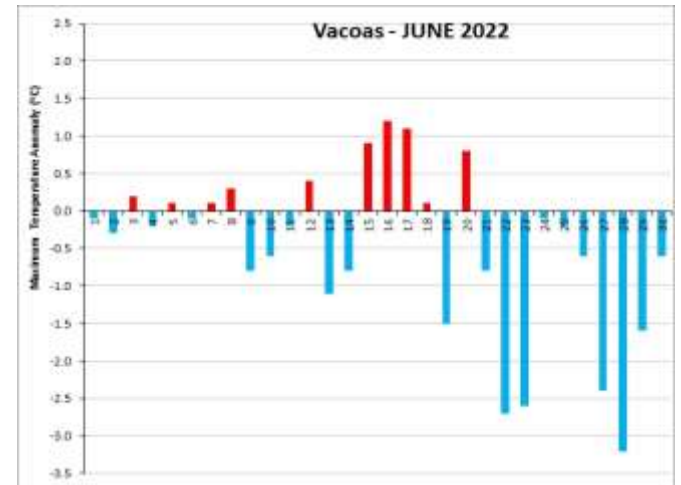
Very wet conditions were observed over Agalega

Data was not available for St Brandon

**Minimum Temperature**



**Maximum Temperature**



**Temperature**  
**July 2024**

Minimum temperatures were on average 1.1 °C and 1.5 °C higher than the normal at Vacoas and Plaisance respectively.

Maximum temperatures were on average -0.5 °C lower than the normal at Vacoas and 0.2 °C warmer than the normal at Plaisance.

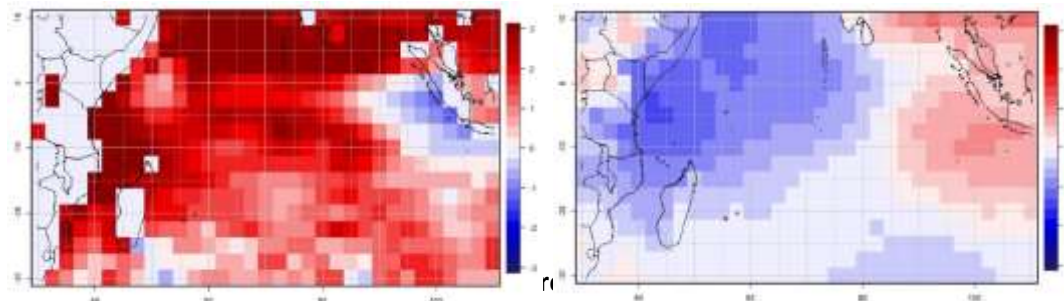
The highest and lowest minimum and maximum temperatures recorded at Vacoas and Plaisance were:

Vacoas		
	Min	Max
Highest	20.6 °C (15 & 16 June)	24.3 °C (16 June)
Lowest	15.0 °C (03 June)	19.9 °C (28 June)
Plaisance		
	Min	Max
Highest	23.3 °C (15 June)	27.6 °C (16 June)
Lowest	17.4 °C (03 June)	23.1 °C (28 June)

## RAINFALL AND TEMPERATURE FORECASTS FOR JULY – SEPTEMBER (JAS)

Neutral ENSO, IOD and SIOD conditions are expected to prevail during the forecast period.

Sea surface temperatures are expected to be above normal and pressure anomalies to be near normal in the Mascarene region as shown in the SST and pressure anomaly charts respectively.

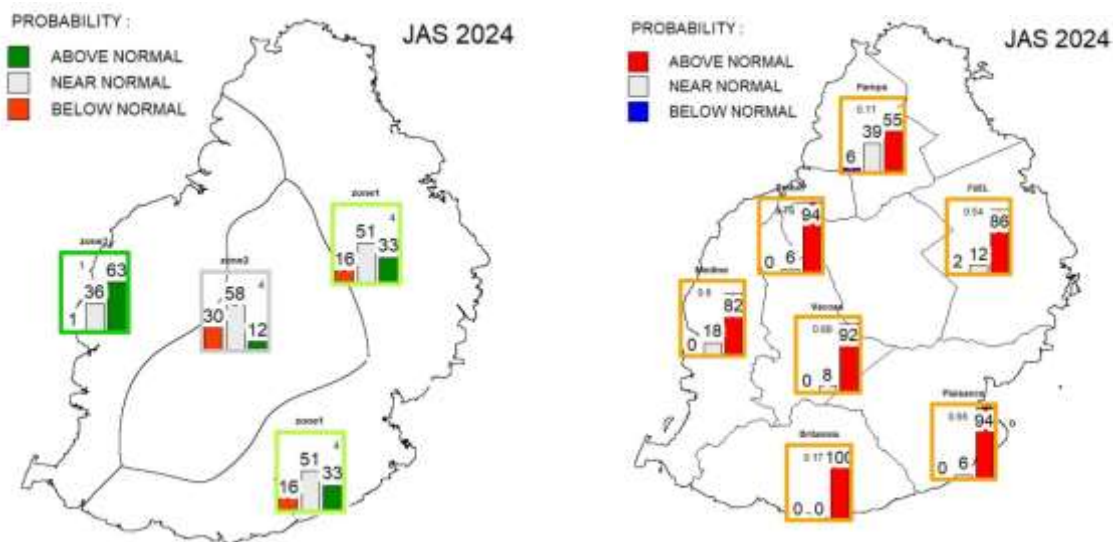


### Consensus forecast for Mauritius

Cumulative rainfall for July to September 2024 is expected to be near normal. The monthly rainfall forecasted, based on statistical analysis and models is as follows:

- July: Normal (about 110 mm)
- August: Normal (about 100 mm)
- September: Normal (about 90 mm)

Mean temperature is forecasted to be above normal over the whole island.



Statistical Model Forecast of (a) rainfall and (b) temperature for JAS

*The right of publication in print, electronic and any other form is reserved by the Meteorological Services. Any part of this document may be reproduced provided complete source is acknowledged or after authorization from:*

**Acting Director, Meteorological Services,  
 St Paul Road, Vacoas.**

**Tel: 6861031/32, Fax: 6861033, email: [meteo@intnet.mu](mailto:meteo@intnet.mu)**

Updated on: 10 July 2024