



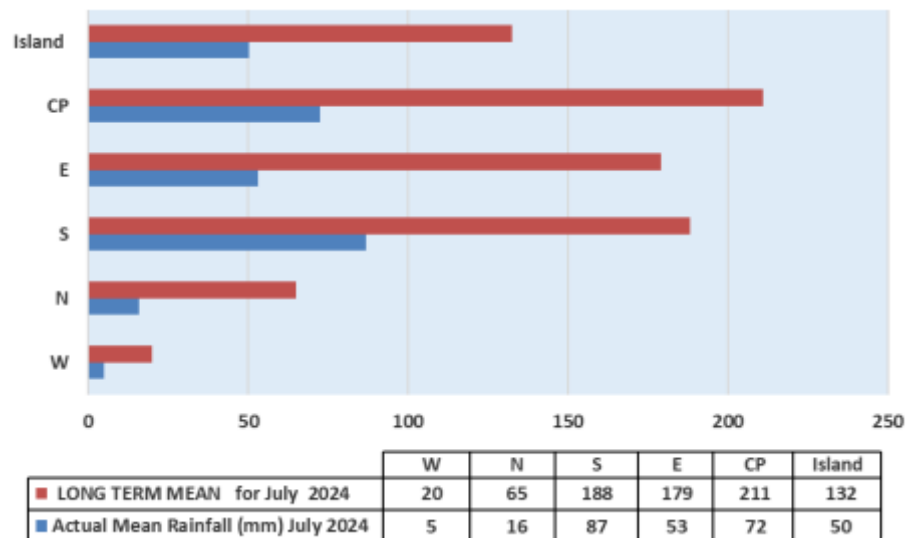
MAURITIUS METEOROLOGICAL SERVICES

Mean Rainfall for 1-31 July 2024 updated on 05 August 2024

Mauritius

July 2024 turned out to be the driest July on record since 1904 with a mean rainfall with a mean rainfall of 48 mm representing 36% of the long term mean.

The lowest mean rainfall for the month was observed in the West and North regions of Mauritius



Outer Islands

		Amount (mm)		
Stations		Actual Rainfall	LTM Rainfall	% of LTM
Rodrigues	Pointe Canon	15	86	17
	Plaine Corail	20	65	31
	Citronelle	40	138	29
Agalega		35	102	34

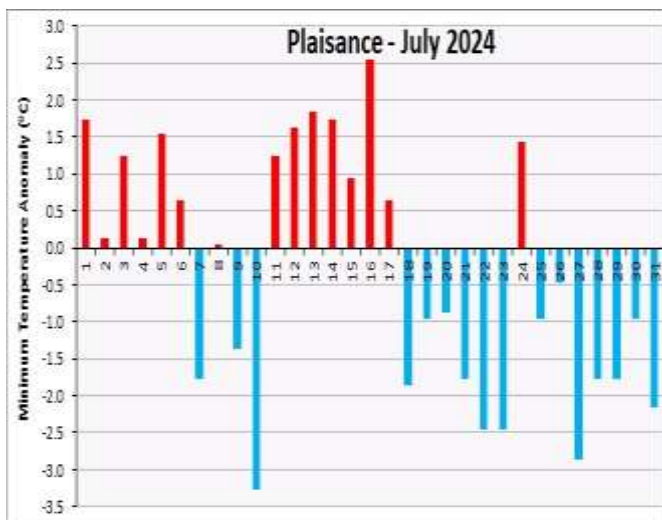
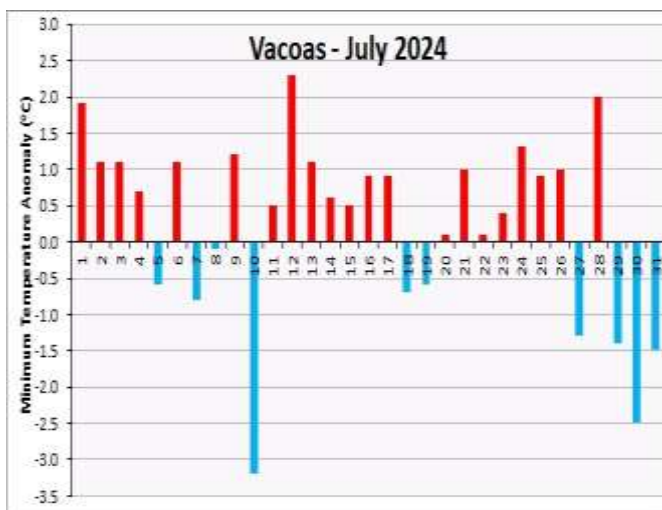
- Dry conditions prevailed over Rodrigues and Agalega



MAURITIUS METEOROLOGICAL SERVICES

Temperature for July 2024

Minimum Temperature



Temperature

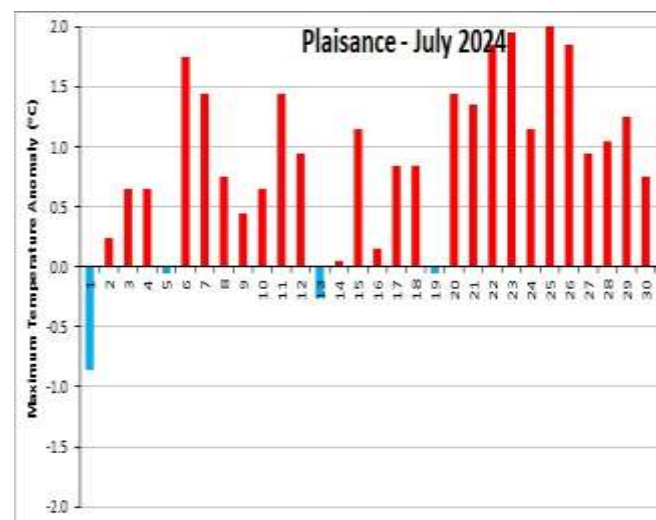
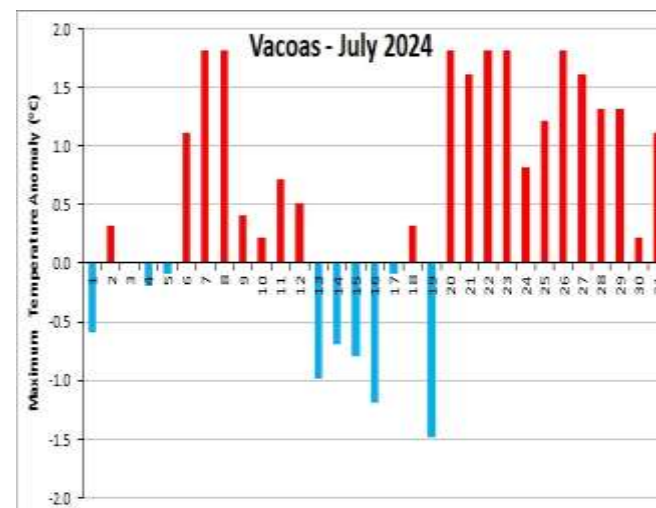
Minimum temperatures were on average 0.3 °C higher than the normal at Vacoas and -0.3 °C lower than the normal at Plaisance.

Maximum temperatures were on average 0.6 °C and 0.9 °C warmer than the normal at Vacoas and Plaisance respectively.

The highest and lowest minimum and maximum temperatures recorded at Vacoas and Plaisance were:

Vacoas		
	Min	Max
Highest	18.3 °C (12 July)	24.0 °C (7,8,20,22,23 and 26 July)
Lowest	12.8 °C (10 July)	20.7 °C (19 July)
Plaisance		
	Min	Max
Highest	21.4 °C (16 July)	26.6 °C (25 July)
Lowest	15.6 °C (10 July)	23.7 °C (01 July)

Maximum Temperature



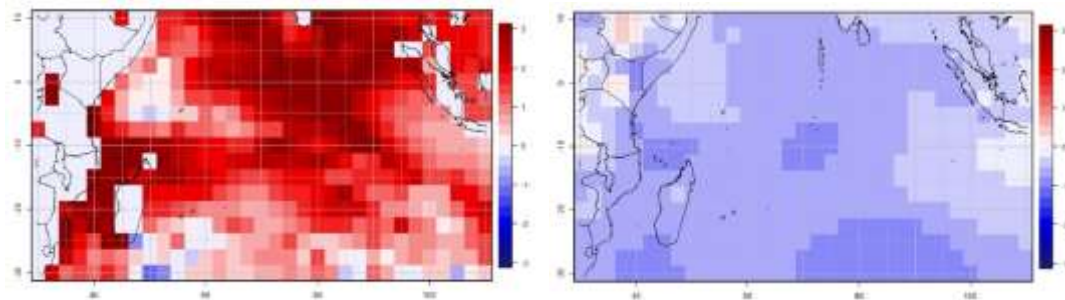


MAURITIUS METEOROLOGICAL SERVICES

RAINFALL AND TEMPERATURE FORECASTS FOR AUGUST – OCTOBER (ASO)

Neutral ENSO, IOD and SIOD conditions are expected to prevail during the forecast period.

Sea surface temperatures are expected to be above normal and pressure anomalies to be near normal in the Mascarene region as shown in the SST and pressure anomaly charts respectively.



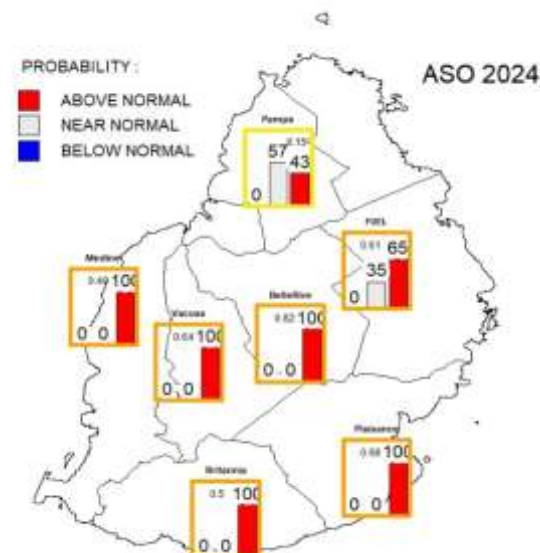
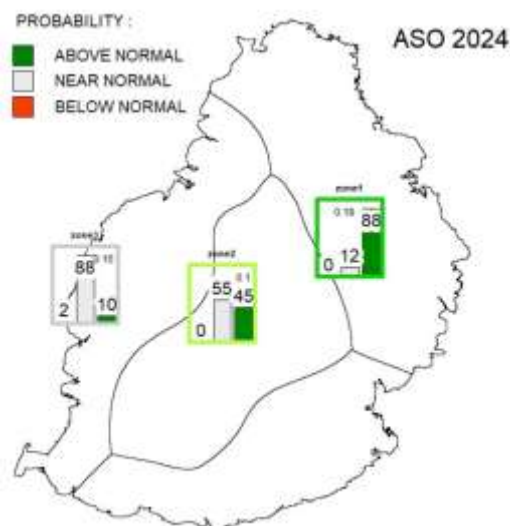
(a) Sea surface temperature (sst) anomaly and (b) pressure anomaly charts for ASO

Consensus forecast for Mauritius

In spite statistical rainfall forecast is showing **normal tendency**, the cumulative rainfall for August to October 2024 has been revised to be **below normal** as follows:

- **August:** Below Normal (about 65 mm)
- **September:** Below Normal (about 60 mm)
- **October:** Slightly Below Normal (about 60 mm)

Mean temperature is forecasted to be above normal over the whole island.



The right of publication in print, electronic and any other form is reserved by the Meteorological Services. Any part of this document may be reproduced provided complete source is acknowledged or after authorization from:

**Acting Director, Meteorological Services,
St Paul Road, Vacoas.**

Tel: 6861031/32, **Fax:** 6861033, **email:** meteo@intnet.mu

Updated on: 05 August 2024